

## **Trends Language Spot the Difference Pairwork**

### **Teacher's Instructions**

Put the students into pairs and give an A1-8 to sheet to one student and a B 1- 8 sheet to the other.

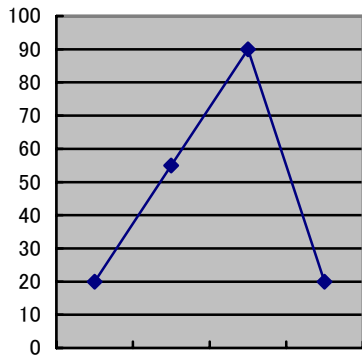
Students have to describe each graph in turn and decide if each one pair (e.g. A1 and B1 are the same or different). They must not show their sheets to each other, even when they think they have finished.

Depending on what grammar you want them to practice, you can tell them all the figures are in the past (Simple Past and maybe Past Perfect), that the last point is now (Simple Past and Present Perfect), that the present is one of the middle points (mix of past and future tenses) or that it is all in the future.

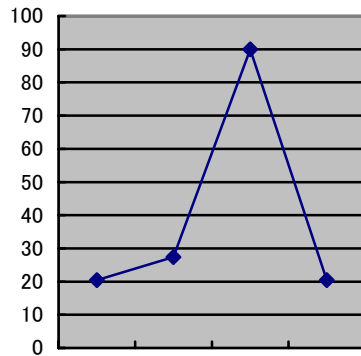
When any pairs think they have finished, ask them to tell you how many they have decided are the same.

If the number is wrong (only 3 are the same), tell them to try again (still without showing each other their sheets). If they have the right number of ones the same, check they have the correct ones.

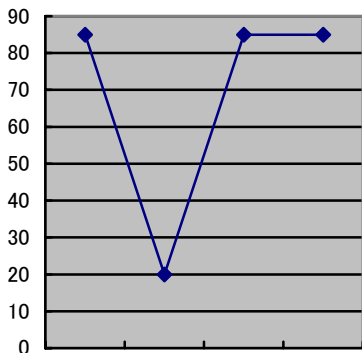
Allow students to look at each others' sheets and get them to describe the differences using trends language in the desired tenses.



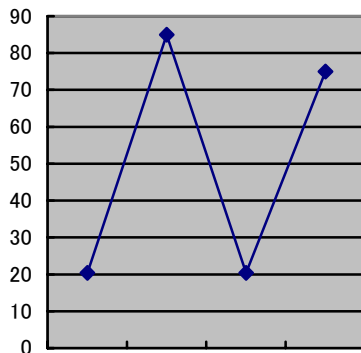
A1



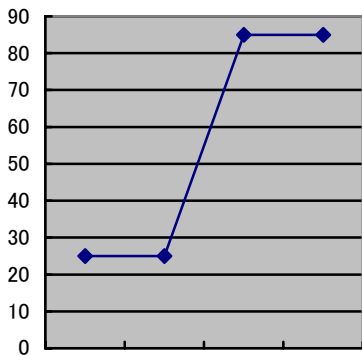
A2



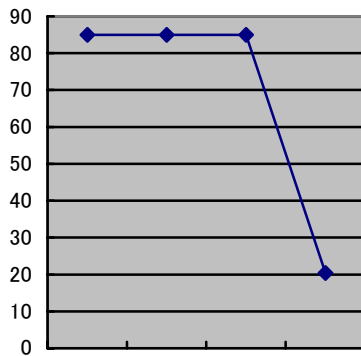
A3



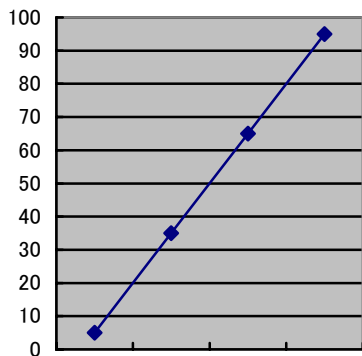
A4



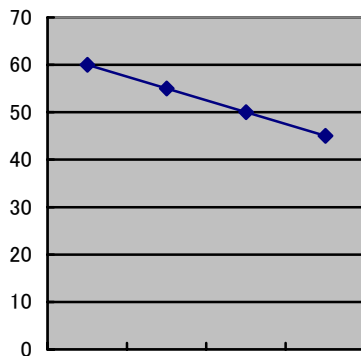
A5



A6



A7



A8

